

NETWORKING FOR CLIENT GROWTH

Module 2 : Marketing and Branding for Growth



0207-100-8788



www.sameraglobal.com



Networking for Accountants

Introduction:


Welcome to the Networking Workbook for Accountancy Firms. This workbook is your guide to building meaningful connections and expanding your professional network. By following the steps outlined here, you'll learn how to leverage networking effectively to grow your client base and strengthen your firm's reputation in the industry.

Instructions:

- **Reflect on Your Networking Goals:** Start by reflecting on your firm's networking goals and objectives. What do you aim to achieve through networking? Define specific targets for expanding your professional circle, generating referrals, and enhancing your firm's reputation.
- **Understanding Your Networking Audience:** Identify your target audience for networking efforts. Consider factors such as industry sectors, professional associations, and potential referral sources. This will help you tailor your networking approach to connect with the right people.
- **Defining Your Networking Strategy:** Clarify what sets your firm apart from others in the industry. Define your unique value proposition (UVP) – what value do you bring to potential connections that others don't? This will guide your networking messaging and interactions.
- **Assessing Your Current Networking Efforts:** Evaluate your firm's existing networking activities and relationships. Identify strengths, weaknesses, and opportunities for expanding your network. Consider both online and offline networking channels.
- **Setting SMART Networking Goals:** Establish SMART (Specific, Measurable, Achievable, Relevant, Time-bound) goals for your networking efforts. Define clear objectives and key performance indicators (KPIs) to track progress and measure success.
- **Developing Your Networking Plan:** Based on your goals and target audience insights, outline a strategic approach for your networking efforts. Determine which events, conferences, and industry associations will be most effective for reaching your objectives.
- **Engaging with Your Network:** Put your networking plan into action. Attend networking events, engage with industry peers, and nurture relationships with potential referral sources. Remember to follow up and stay connected with your network.
- **Measuring and Analyzing Networking Results:** Track the outcomes of your networking activities using relevant metrics and KPIs. Analyze your progress to identify trends, insights, and areas for improvement. Use this information to refine your networking strategy and achieve better results.

[Join the Unstoppable Newsletter for more updates, tips and content to learn how to start, build and scale your accountancy firm.](#)






Section 1: Preparing for Networking

Objective:

Write down specific and measurable objectives you aim to achieve through networking, such as acquiring three new clients within six months or securing partnerships with local businesses.

Example: "My networking goals include establishing connections with potential clients in the healthcare sector and learning about emerging trends in tax law."



**Objective:**

List upcoming networking events, conferences, and industry associations relevant to your practice area or target clientele. Include online platforms like LinkedIn groups or professional forums.

Example: Local chamber of commerce events, industry-specific conferences like the Healthcare Finance Summit, and professional networking groups such as BNI (Business Network International).



**Objective:**

Make a list of actions you need to take before and after you start networking to help your networking strategy. Make a note of when you hope to achieve them by and who will be responsible.

Example: "Prepare a concise elevator pitch, create or update business cards, update LinkedIn profile, create referral page on website, craft and then send personalized follow-up emails after networking events."






Section 2: Building Your Network


Objective:

Craft a concise introduction (100 words or less) that highlights your expertise, services offered, and unique value proposition. Practice delivering it until it feels natural and authentic.

Brainstorm ideas for key services and USPs you want to mention.


Example: Accounting services, tax preparation, financial consulting, business accounting solutions. Flesh out the image of yourself and your business that you want to project.




**Task:**

Evaluate your current online presence, including your LinkedIn profile and professional website. Brainstorm ideas for improving your profile to attract potential clients or partners.


Example: Optimize your LinkedIn profile with a professional headshot, detailed work experience, relevant skills, and recommendations from clients or colleagues. Add a CSR page to your website.



**Task:**

Develop strategies for maintaining and nurturing relationships with contacts through regular follow-ups and providing value. Tailor your strategies to specific contacts - not all tactics will work with everyone.

Example: Send personalized follow-up emails thanking individuals for their time and expressing interest in continuing the conversation. Offer to share relevant articles or resources. Schedule coffee meetings.





Section 3: Using Your Network

Task:

Identify potential mentors or advisors within your network and outline steps to connect with them for valuable insights and support. Think about the individuals within your network who you admire or respect and brainstorm ways to connect with them for mentorship or guidance.


Example: Reach out to senior professionals or experienced colleagues to request informational interviews or mentorship opportunities.






Objective: Explore opportunities for collaboration or partnerships with other professionals or firms in complementary fields. Consider how you can add value to these partnerships and outline steps to initiate conversations.


Example: Research potential partners and develop a proposal outlining mutual benefits and collaboration opportunities like referral programmes or co-authoring content like podcasts.



**Objective:**

Brainstorm ways to provide value to your network, such as sharing industry insights, offering referrals, or volunteering your expertise. Consider how you can position yourself as a valuable resource to others in your network.

Example: Share industry insights, articles, or educational resources with your network via email, social media, or professional groups to provide value and position yourself as a trusted resource.





Congratulations on Completing Your Networking Workbook! Here's How to Proceed:

Reflect on Key Learnings:

- Take a moment to revisit the insights and observations you've recorded throughout this workbook. What have you learned about your networking strategies and future objectives?
- Highlight the most critical findings that will influence your networking efforts moving forward.

Define Networking Goals:

- Utilize the information you've gathered to outline specific actions for enhancing your networking initiatives. For example, if you identified a need to expand your client base, plan how you will increase your networking activities to reach potential clients.

Set Clear Goals and Timelines:

- Set clear, achievable goals and timelines for implementing these steps, ensuring they contribute effectively to your firm's networking goals and relationship-building efforts.

Integrate Findings into Strategy:

- Integrate your findings from this workbook into a broader networking strategy. Align your tactics with the networking events, industry associations, and target audience segments you've identified as crucial.

Adjust Your Approach:

- Be prepared to adjust your approach based on your enhanced understanding of your networking activities and target market.

Revisit and Update:

- Regularly revisit this workbook to ensure your networking efforts remain aligned with your firm's objectives.

Adapt and Refine:

- Treat this workbook as a dynamic tool for guiding your networking strategy, adapting as new opportunities emerge in your network.

Final Thoughts:

Remember, the insights and plans you've developed here are instrumental in driving your firm's networking success. This workbook is your first step towards creating a networking strategy that is not just effective but also adaptable, cohesive, and aligned with your vision. Use these insights well, and you'll pave the way for a firm that is fully equipped to thrive through networking.





Additional Notes

Please use this section to fill in the most important points and any other notes or ideas you have about your Growth Action Plan

Copyright © 2023 Samera Global

All rights reserved. No part of this publication may be reproduced, distributed, or transmitted in any form or by any means, including photocopying, recording, or other electronic or mechanical methods, without the prior written permission of Samera Global, except in the case of brief quotations embodied in critical reviews and certain other noncommercial uses permitted by copyright law. For permission requests, write to Samera Global, addressed "Attention: Permissions Coordinator," at the address below.

Samera Global

Disclaimer: This workbook is intended for educational and informational purposes only. The contents are not intended to offer professional legal, financial, or business advice. All scenarios and examples are illustrative and should not be considered as applicable to all situations. Samera Global does not accept any responsibility for any loss which may arise from reliance on information contained in this workbook.

