

ACCOUNTING TECHNOLOGY AND TOOLS FOR EFFICIENCY

Module 1: Foundations of Growth



0207-100-8788



www.sameraglobal.com



Accounting Technology and Tools

Introduction:


Welcome to the Accounting Technology and Tools Workbook, a comprehensive resource designed to help you harness the power of technology to streamline your accounting processes and enhance your firm's efficiency and effectiveness.

Instructions on How to Use the Template:

- **1. Reflect on Your Firm's Technological Needs:** Consider your current technological setup and future goals. Identify areas where improvements or updates may be needed to support growth and efficiency.
- **2. Identifying Technological Needs:** Define specific technological requirements for your firm's operations and services, including hardware and software solutions.
- **3. Researching Solutions:** Explore different options for meeting your firm's technological needs, considering factors like functionality, compatibility, and cost.
- **4. Vendor Evaluation:** Establish criteria for evaluating potential technology vendors, focusing on reliability, support, security, and scalability.
- **5. Think Critically:** Consider how each solution aligns with your firm's needs and objectives, thinking long-term about growth and efficiency.
- **6. Implementation and Integration:** Plan and execute a smooth transition to selected technology solutions, addressing factors like data migration, training, and change management.
- **7. Use Your Insights:** Optimize your firm's technological infrastructure and workflows based on insights gained from the workbook.
- **8. Review Regularly:** Periodically revisit and update your technology strategy to stay agile and competitive in the evolving digital landscape.

[Join the Unstoppable Newsletter for more updates, tips and content to learn how to start, build and scale your accountancy firm.](#)






Section 1: Assess Current Technological Infrastructure

- List all the technology tools and software currently used in your firm. Include both accounting-specific software and general business tools.
- Identify any gaps or inefficiencies in your existing technology setup. Consider areas such as data management, communication, workflow automation, and client collaboration.
- Reflect on how well your current technology supports your firm's goals and objectives. Consider factors like scalability, flexibility, user adoption, and overall satisfaction.







Section 2: Define Technological Needs

- Create a list of departments and services within your firm. Include accounting functions, administrative tasks, client management, and any other relevant areas.
- Identify problems or bottlenecks faced by each department/service. This could include manual processes, data silos, communication challenges, or outdated software.
- Note down how technology could help alleviate these challenges. Think about specific features or functionalities that would address each problem or improve efficiency.












Section 3: Research Technology Solutions

- Research different technology solutions available in the market. Explore accounting software, project management tools, communication platforms, document management systems, and other relevant applications.
- Compare features, pricing, and user reviews of various technology vendors. Consider factors such as ease of use, customer support, and compatibility with your firm's size and industry focus.
- Consider factors like scalability, integration capabilities, and user-friendliness. Evaluate how well each solution aligns with your firm's current and future needs.










Section 4: Evaluate Compatibility and Integration

- Assess how well potential technology solutions will integrate with your existing systems and workflows. Consider whether they offer APIs or integration options with other tools you use.
- Consider compatibility with other software tools used in your firm, such as CRM systems, document management platforms, or email clients.
- Evaluate the ease of data migration and potential disruptions during implementation. Determine how each solution will impact your firm's day-to-day operations and client service.











Section 5: Develop an Implementation Plan

- Create a detailed timeline for implementing selected technology solutions. Break down tasks into manageable milestones and assign responsibilities to team members.
- Define roles and responsibilities for staff members involved in the implementation process. Identify who will lead the implementation, who will provide training, and who will handle technical support.
- Outline training plans to ensure that employees are proficient in using new technology tools. Consider conducting workshops, providing online tutorials, or offering one-on-one coaching sessions.
- Allocate resources and budget for implementation and ongoing maintenance. Include costs for software licenses, hardware upgrades, training expenses, and potential consulting fees.










Section 6: Consider Security and Compliance

- Evaluate the security features of potential technology solutions to protect sensitive client data. Look for features such as encryption, multi-factor authentication, and data access controls.
- Ensure that selected solutions comply with industry regulations and standards. Verify that they meet requirements such as GDPR, HIPAA, or SOC 2, depending on your firm's jurisdiction and client base.
- Develop protocols for data backup, access control, and cybersecurity measures. Establish policies and procedures for handling confidential information, responding to security incidents, and conducting regular security audits.










Section 7: Monitor and Measure Success

- Establish key performance indicators (KPIs) to track the effectiveness of implemented technology solutions. Choose metrics that align with your firm's goals, such as client satisfaction ratings, project completion times, or revenue growth.
- Monitor metrics such as productivity gains, error reduction, and client satisfaction. Track changes over time to identify trends and areas for improvement.
- Regularly review and analyze data to identify areas for improvement and optimization. Use insights gained from monitoring to make informed decisions about adjusting processes or investing in additional technology solutions.







Congratulations on Completing Your Technology Implementation Workbook! Here's How to Proceed:

Reflect on Key Learnings:

- Review the insights and assessments you've documented throughout this workbook. What did you uncover about your firm's current technology landscape and future needs?
- Identify the most critical findings that will influence your technology adoption and integration strategies.

Develop Actionable Steps:

- Utilize the information gathered to outline specific actions. For example, if you identified a need for better project management tools, plan how you will research, select, and implement suitable solutions.
- Set clear objectives and timelines for implementing these steps, ensuring they contribute effectively to your firm's technological advancement.

Incorporate into Your Technology Strategy:

- Integrate your findings from this workbook into your broader technology strategy. Align your strategies with the software, tools, and infrastructure you've identified as crucial.
- Be ready to adjust your approach based on your enhanced understanding of your firm's technology needs and capabilities.

Engage with Your Team:

- Share the outcomes and planned actions with your team. Their engagement, feedback, and participation are crucial for successful technology adoption.
- Foster an environment of collaboration and innovation to refine your approaches and encourage team members to contribute to the firm's technological growth.

Regularly Review and Update:

- Technology needs and opportunities will evolve. Regularly revisit this workbook to ensure your technology strategy remains aligned with your firm's objectives.
- Treat this workbook as a living document, adapting it as new technologies emerge and your firm's needs evolve.

The insights and plans you've developed here are instrumental in driving your firm's technological success. This workbook is your first step towards leveraging technology to enhance efficiency, productivity, and client service.

Use these insights and you'll pave the way for a firm that is not just technologically adept but also poised to thrive in an ever-changing digital landscape.





Additional Notes

Please use this section to fill in the most important points and any other notes or ideas you have about your Growth Action Plan

Copyright © 2023 Samera Global

All rights reserved. No part of this publication may be reproduced, distributed, or transmitted in any form or by any means, including photocopying, recording, or other electronic or mechanical methods, without the prior written permission of Samera Global, except in the case of brief quotations embodied in critical reviews and certain other noncommercial uses permitted by copyright law. For permission requests, write to Samera Global, addressed "Attention: Permissions Coordinator," at the address below.

Samera Global

Disclaimer: This workbook is intended for educational and informational purposes only. The contents are not intended to offer professional legal, financial, or business advice. All scenarios and examples are illustrative and should not be considered as applicable to all situations. Samera Global does not accept any responsibility for any loss which may arise from reliance on information contained in this workbook.

